

## Maxi LED Area Flood Light Ex eb mb op is / Ex ec mc tc

The brand new LED Area Flood Light range is a highly efficient luminaire that boast a class leading light output from 13,000 to 28,000 Lumens (Subject to variant).

Certified for use in Zone 1, 21, 2, 22 this is a modern and versatile range of luminaires. The high quality corrosion resistant aluminium body gives excellent durability in any Zone 1 & 2 hazardous environment. The LED light engine provides a long service life which is virtually maintenance free. All products in the range are offered with a light engine warranty of up to 5 years. The whole range offers industry leading performance in terms of lumen per watt efficacy.

- ✓ Low maintenance LED light source
- ✓ Industry leading performance in terms of lumen per watt efficacy
- ✓ High quality corrosion resistant aluminium alloy body
- ✓ Durable construction
- ✓ Long service life with light engine warranty of up to 5 years
- ✓ Virtually maintenance free
- ✓ Steel swivel mounting bracket
- ✓ A simple and robust design ensuring that the product is easy to install and use
- ✓ Supplied with tempered glass lens as standard with optional chemical and scratch resistant polycarbonate lens



### Specifications & Options

<b>Label Marking Z1 @ 55°C</b>	II 2 G Ex eb mb op is IIC T5 Gb II 2 D Ex tb op is IIIC T100°C Db
<b>Label Marking Z1 @ 44°C</b>	II 2 G Ex eb mb op is IIC T6 Gb II 2 D Ex tb op is IIIC T85°C Db
<b>Label Marking Z2 @ 55°C</b>	II 3 G Ex ec mc IIC T5 Gc II 3 D Ex tc IIIC T100°C Dc
<b>Label Marking Z2 @ 44°C</b>	II 3 G Ex ec mc IIC T6 Gc II 3 D Ex tc IIIC T85°C Dc
<b>Zoned areas</b>	Zones 1, 21, 2, 22

<b>Ambient range (max)</b>	-40° to +55°C (T5) -40° to +44°C (T6)
<b>Certificate No.s Z1</b>	CML 17ATEX3027X IECEx CML 17.0018X
<b>Certificate No.s Z2</b>	CML 17ATEX3036X IECEx CML 17.0018X
<b>IP rating</b>	IP66 & IP67

<b>Material</b>	Corrosion resistant aluminium alloy with tempered glass lens. Scratch and chemical resistant hard coated polycarbonate lens available as an option
<b>Cable entries</b>	2x M20
<b>Electrical connections</b>	4mm <sup>2</sup> cage clamp for single or multi-stranded conductors
<b>Light source</b>	High Efficiency, maintenance free, long life LED array
<b>Light output Z1</b>	Various ranging up to 19,000lm depending on variant. See over for details. Other outputs available on request
<b>Light output Z2</b>	Various ranging up to 22,500lm depending on variant. See over for details. Other outputs available on request
<b>Supply voltage (s)</b>	120V- 240V AC 50/60 Hz as standard
<b>Installation / Mounting</b>	Steel swivel mounting bracket
<b>Control gear</b>	Integral within the luminaire
<b>Dimensions</b>	400mm x 400mm x 233mm (As per diagram overleaf)
<b>Wattage</b>	156W Other wattages available up to 216W on request
<b>Weight</b>	11kg

Ask  
about our  
full LED Area  
Flood Light  
range

# Maxi LED Area Flood Light Ex eb mb op is / Ex ec mc tc

## CIRCUIT BREAKER / INRUSH CURRENT GUIDE

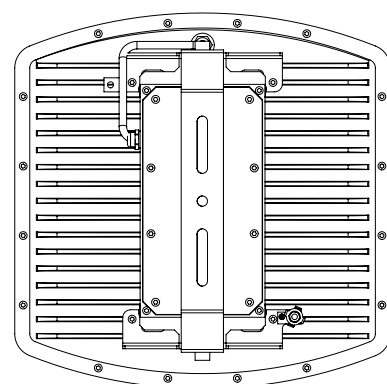
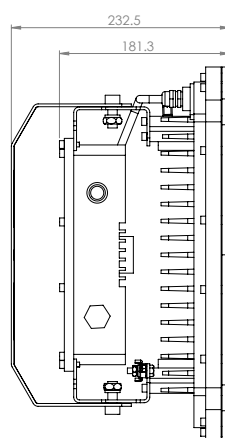
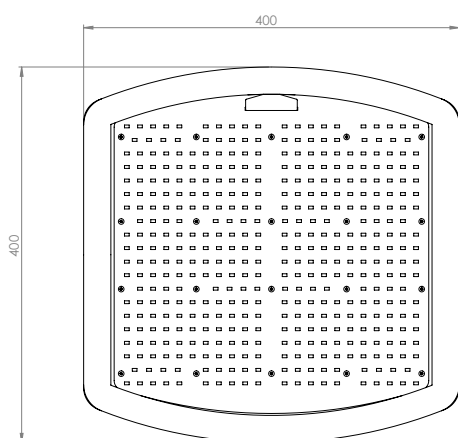
Model	No. of Luminaires per single pole Circuit Breaker				
	Type	10A	16A	20A	25A
HFLZ/**/4K/**	B	10	13	16	20
HFLZ/**/4K/**	C	14	18	22	26

Supply voltage @230 VAC, mains impedance =  $\Omega$   
In case of multi-pole CB the maximum number is reduced by 20%.

The maximum number may differ depending on CB manufacturer.

Please consult the manufacturer specifications.

Circuit Breakers with C characteristics are recommended for LED lighting circuits.



## ORDERING INFORMATION

Part Number	Description	Light Output	Power consumption
HFLZ11840400KGL	Zone 1 Floodlight 19000 Glass Lens	19,000lm	156W
HFLZ11840404KPL	Zone 1 Floodlight 18000 Polycarb Lens	18,000lm	156W
HFLZ21840404KGL	Zone 2 Floodlight 22000 Glass Lens	22,500lm	156W
HFLZ21840404KPL	Zone 2 Floodlight 21000 Polycarb Lens	21,000lm	156W

For safer hazardous areas call us today on

**0161 274 0165**

sales@hilclare.com | www.hilclare.com

**HILCLARE**  
LIGHTING MANUFACTURER  
— LED BY DESIGN —